

Where can I recycle other items?

You can recycle specific items such as furniture, batteries and electrical items by taking them to household waste sites, re-use organisations and charity shops where they will be re-used or recycled.

To find your nearest household waste site or re-use organisation contact us using the details below.

For more information on recycling

please visit: www.wychavon.gov.uk

Or email: clientservices@wychavon.gov.uk

Or call: 01386 565018

For more ideas on how to prevent waste visit
www.wastemissionimpossible.org.uk

This document can be made available in other languages and alternative formats (large print, audio tape, computer disk and Braille) on request from Waste Management on telephone number 01386 565018 or by emailing clientservices@wychavon.gov.uk

75% recycled
When you have finished with this leaflet please recycle it

Supported by
 **worcestershire**
county council

51402 1009

This guide is funded by WRAP (the Waste and Resources Action Programme). WRAP helps individuals, businesses and local authorities to reduce waste and recycle more, making better use of resources and helping to tackle climate change.

Your recycling collection guide

NEW
You can now
recycle more
materials



 **WYCHAVON**
DISTRICT COUNCIL
good services, good value

 **recycle**
for Wychavon

A big thank you...

...for helping us to recycle over 13,600 tonnes last year in Wychavon. That is equivalent to the weight of 21,760 original Mini Cooper cars. This is brilliant!

You can now recycle more!

We are improving your service to make it easier for you to recycle more. You can place all of your items for recycling loose into your green recycling bin.

Our new sorting facility will allow us to recycle lots more materials. You will be able to recycle items such as yogurt pots, all cardboard boxes and juice cartons. This guide tells you all the materials that you can recycle and explains what happens to the recycling once it has been collected.



Here's how...

You sort...

- Place all items for recycling loose in your green recycling bin
- Items for recycling should be rinsed out
- Do not squash bottles or tins
- Keep paper and card flat

	food tins & drink cans		paper
	mixed glass bottles & jars		cartons
	plastic bottles & containers		cardboard

Your questions answered...

Q. Do I need to squash bottles, cans and cartons and scrunch up my paper?

A. Please do not squash your plastic bottles, cans and cartons or scrunch up your paper. The machinery at EnviroSort works best if these materials are in their original state. The main separator in EnviroSort works by separating flat things e.g. paper and card, from 3D things like cans and bottles. That's why we ask you not to squash bottles, cans and cartons or scrunch up paper.

Q. Can I put shredded paper into my recycling bin?

A. It is difficult to recycle shredded paper, we suggest you keep shredding to a minimum and put any shredded paper inside an old envelope and into your recycling collection. Alternatively, a much better way of recycling your shredded paper is to put it in your home composting bin along with your fruit and vegetable peelings. It makes excellent compost!

Q. Why can't I put textiles into my recycling collection?

A. As your recyclables are now collected mixed together in one bin / sack we can no longer collect textiles for recycling because they will get spoilt. You can donate textiles to charity for re-use and there are also recycling sites throughout your area where you can take unwanted textiles.

Q. What is the best way to manage my food waste bin?

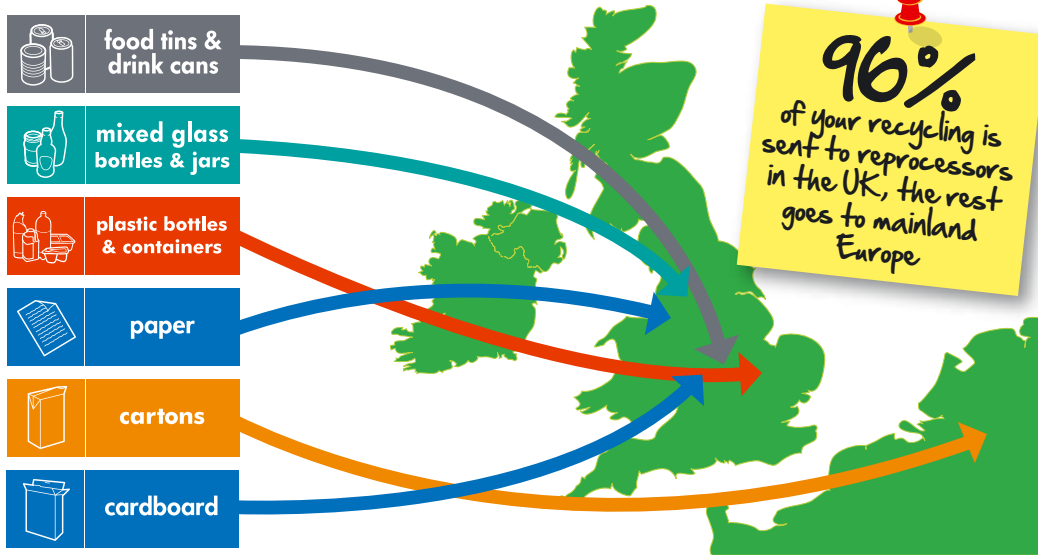
A. To help keep the food waste bin clean, line it with newspaper or use fully compostable bags, NO plastic bags. Please do not put the small kitchen caddy out on collection day, transfer food into the food waste bin for collection.

Q. Can I get a bigger bin?

A. We can provide an additional green recycling bin when needed. Large 240 litre black wheelie bins can be provided where households consist of 6 or more people, have children in nappies or produce large amounts of non-hazardous medical waste, we will provide a larger 240 litre grey wheelie bin.

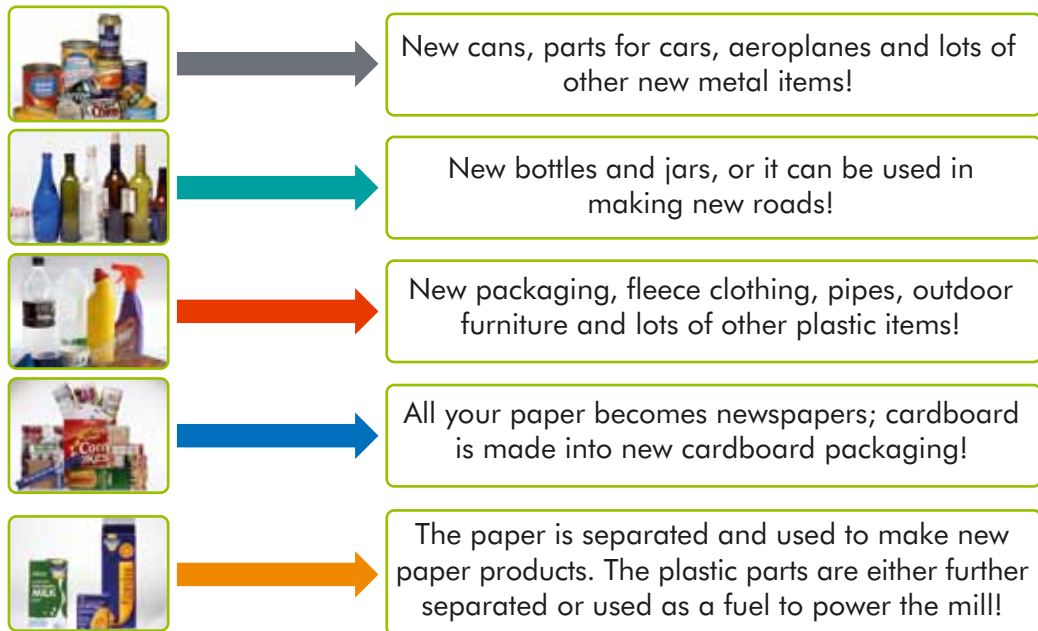
For more information about recycling please visit:
www.wychavon.gov.uk or call 01386 565018

Where does my recycling go?



Markets for recyclables are constantly changing. For up-to-date details of where your recycling goes visit www.envirosort.co.uk

What does my recycling become?



All information on this page is correct at time of printing


We collect...

All items for recycling



Collected one week

Items for disposal



Collected the next week

- One week we collect the green recycling bin, the next week we collect the black wheelie bin. The food waste bin is collected every week
- The enclosed calendar shows you which colour wheelie bin to put out each week
- Your collections will be from the boundary of your property, nearest the public highway
- Ensure your wheelie bins are ready for collection by 7.00am on the day of your collection

Together we recycle!

- Your recycling will be taken for sorting at our new facility so that it can be recycled into new products
- On recycling week your food waste is taken to a separate facility to be composted

Don't forget

- Any items collected on black wheelie bin week will not be recycled and are taken for disposal
- Please do not put needles or sharp objects in in your recycling or refuse collection. Please call for advice on how to correctly dispose of these items
- Assisted collections can be arranged for elderly or disabled residents please call 01386 565018

Households exempt from wheelie bin collections

If you are exempt from a wheelie bin collection you can recycle the same items using the clear sacks and glass box provided.

What can I recycle?

You can recycle...

Please remember...

 food tins & drink cans	<ul style="list-style-type: none"> ✓ food tins ✓ drink cans ✓ aerosol cans ✓ sweet / biscuit tins ✓ metal jar lids 	<ul style="list-style-type: none"> ! Rinse tins and cans ! Push sharp lids inside tins <p><i>Tip - Labels can be left on</i> <i>Tip - No need to squash</i></p>
 mixed glass bottles & jars	<ul style="list-style-type: none"> ✓ glass bottles ✓ glass jars 	<ul style="list-style-type: none"> ! Rinse bottles and jars ! No bottle tops, corks or caps <p><i>Tip - Labels can be left on</i> <i>Tip - All colours accepted</i></p>
 plastic bottles & containers	<p>All plastic bottles e.g.</p> <ul style="list-style-type: none"> ✓ drinks bottles ✓ milk / juice bottles ✓ detergent / fabric conditioner bottles ✓ cleaning / bleach bottles ✓ toiletry bottles <p>Plastic containers e.g. NEW</p> <ul style="list-style-type: none"> ✓ yogurt pots ✓ margarine / ice cream tubs ✓ fruit / vegetable punnets ✓ plastic meat / fish trays ✓ cream / custard pots ✓ cake / pastry trays ✓ soup / sauce pots ✓ egg boxes 	<ul style="list-style-type: none"> ! Rinse bottles and containers ! No black plastic ! No tops, lids, pumps, film, foil etc <p><i>Tip - Labels can be left on</i> <i>Tip - No need to squash</i></p>
 paper	<ul style="list-style-type: none"> ✓ newspapers / magazines ✓ phone directories ✓ catalogues / brochures ✓ junk mail / leaflets ✓ letters ✓ greetings cards ✓ envelopes 	<ul style="list-style-type: none"> ! Keep paper flat ! Remove plastic wrappers <p><i>Tip - You can compost your shredded paper at home</i></p>
 cartons	<p>All cartons e.g. NEW</p> <ul style="list-style-type: none"> ✓ milk / juice / smoothie cartons ✓ fabric conditioner cartons ✓ soup / chopped tomatoes cartons ✓ custard cartons 	<ul style="list-style-type: none"> ! Rinse cartons <p><i>Tip - No need to squash</i> <i>Tip - Plastic spouts can be left on</i></p>
 cardboard	<ul style="list-style-type: none"> ✓ thin cardboard boxes e.g. cereal boxes, ready meal boxes ✓ corrugated / thick cardboard boxes NEW ✓ egg boxes ✓ kitchen / toilet roll tubes 	<ul style="list-style-type: none"> ! Flatten cardboard boxes and tubes ! Remove inner packaging

* You cannot recycle textiles in your recycling collection but there are re-use organisations, charity shops and recycling sites where you can donate textiles for re-use and recycling.


What happens to my recycling?

After your recycling is collected it is taken to our new, bigger and better sorting facility, called EnviroSort, which has opened near Worcester.



1. The recycling delivered to EnviroSort is loaded onto conveyors where it is first checked by hand to remove anything which shouldn't be there

2. A vibrating machine then separates the flat things, like paper and card, from the rest of the recycling



3. The paper and card is then further sorted before being baled



4. The cans, plastics and glass bottles then pass under a magnet which removes the steel cans and tins



5. Plastic bottles, pots, trays and tubs are separated using special scanners



6. Aluminium cans are removed using eddy current separators



7. Finally, the remaining glass jars and bottles drop off the end into a large container

Once sorted the separated materials are sent for recycling. Turn over to find out where your materials go and what they are made into.